

# SDG15 Seeding Sustainability

## MM6 Churning Games



### MM 6: Churning Games

### Implementation

### Lesson 8: Rules of Sport: Considering Inclusive Process

Subjects: CSPE, PE, SPHE,

#### **Lesson Title and Summary: Rules of Sport: Considering Inclusive Process**

Identifying the process of consensus building enables members to include the right people and set expectations, assign roles and responsibilities, engage in group problem solving, reach agreement and hold people to their commitments. In this lesson, learners will explore and engage in group discussion on consensus building process.

**Vocabulary: Access, Agreement, Benefits, Conflict, Consensus building, Consensus, Decision making, Disagreement, Inclusivity, Parameters, Process**

#### **In this lesson, the learner will:**

- engage in ideas sharing, and active listening in small groups.
- participate in group discussion to identify process, use of language, conditions, facilitation, group organisation and key skills of consensus building.

#### **Materials**

- Worksheet: Rules of Sport Considering Inclusive Process
- Video: What is Pixar's Plussing? [1:18mins]
- Teacher's Guides



# MM6: Churning Games

## L8: Rules of Sport: Considering Inclusive Process



### ACTIVITY INSTRUCTIONS

#### Activity 1 Lead In & Plussing an Idea (20mins)

1. Elicit the meaning of "plussing" and idea. Ask learners to think themselves, then in pairs before sharing with the whole class.
2. Invite learners to watch this short video about "What is Pixar's Plussing?" (see Media Box) and to Guide the following while they watch:
  - What are the 3 principles?
  - How does this technique work in practice?(Guide that although the video refers to "prototype" this can be transferred to "idea" for any context.)

#### Activity 2: Considering Process (30 mins)

1. Ask groups to now gather their collective ideas from the previous lesson on Consensus Building and use them to inform and guide them in responding to the following questions. Encourage learners to spend a few moments reading through the questions and to pose questions if they need further clarification:
  - What might be the process step by step of consensus building? - consider 5 - 7 possible steps.
  - How might agreement or disagreement be expressed? Consider use of language.
  - How might people express degrees of consensus?
  - What conditions in place might be needed?
  - How might participating in consensus be facilitated and groups be organised?
  - What might be three key skills needed for consensus?
2. Direct learners to spend a few minutes per question sharing ideas through discussion.

#### REFLECTIVE EXERCISE: 3-2-1 (10 mins)

- Three things they feel they have learnt from the tasks.
- Two things they found most interesting and would like to explore more.
- One – their opinion they have about the tasks.

Use Post-its or a mentimeter survey - [www.mentimeter.com](http://www.mentimeter.com) - to gather reflections

# MM6: Churning Games

## L8: Rules of Sport: Considering Inclusive Process



### EXTENSION / REDUCTION ACTIVITIES:

Reduction: For a shorter lesson, reduce the time in Activity 1 by 5 minutes and Activity 2 by 10 minutes.

Extension: For a longer lesson, increase the time on Activity 1 by practising plussing with sample topics of the learner's choice.

### MEDIA BOX: (materials, online video links, extra resources, case studies etc)

#### Video: What is Pixar's Plussing? [1:18mins]

- <https://youtu.be/qwrBlkqbBDo>

#### Articles on Consensus Building

- First section - 5 Steps to consensus building <https://www.pon.harvard.edu/tag/consensus-building/>
- <https://news.un.org/en/audio/2016/06/614032>

#### Considering Process

- <https://www.seedsforchange.org.uk/shortconsensus>

#### Sports Conflict

- <https://sportsconflict.org/resource/consensus-decision-making/>
- <https://www.athleteassessments.com/coachs-guide-managing-conflict-in-sport/>

### LOCAL TRIP / EXPERTISE / ADDITIONAL WORK AND ASSESSMENTS

- Invite Narrative 4 to do a story exchange around inclusion and conflict resolution <https://narrative4.ie/story-exchange/>
- Invite the coach / captain of a local sporting team to talk about team spirit / conflict on the pitch and refereeing.
- Contact your local Sports Inclusion Disability Officer (SIDO) and invite them to host a webinar or to speak with the learners. Learners could also construct an interview for them to find out more about their role, inclusion in sport and county activities. <https://www.sportireland.ie/participation/sports-inclusion-disability-officers>



### PLUSSING PRINCIPLE AND CONSENSUS PROCESS

#### Plussing Principle

VIDEO What is Plussing?

<https://youtu.be/qwrBlkqbBDo>

Note that although the video refers to "prototype" this can be transferred to "idea" for any context.

Guiding questions:

- What is the idea?
- What did you like about it?
- How could you add to it to make it better?

#### Consensus Building Process Guide

1. Include the right people and set expectations.

Take time to assess who will be affected. Ensure that those present have a solid understanding of the substance and context of the negotiation.

2. Assign roles and responsibilities.

Negotiate the ground rules that will govern your problem-solving effort and assign responsibilities.

3. Engage in group problem solving.

The group aims to craft a "single text" package that meets everyone's needs before seeking firm commitments.

4. Reach agreement.

Maintain effective communication and build strong relationships.

5. Hold people to their commitments.

Because surprises are inevitable, implementation is often the hardest stage in any negotiation.

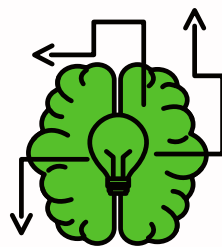


## MM6: L8 WS RULES OF SPORT

### RULES OF SPORT: CONSIDERING INCLUSIVE PROCESS


#### Plussing Principles:

1. \_\_\_\_\_
2. \_\_\_\_\_
3. \_\_\_\_\_



#### Questions:


- What might be the process step by step of consensus building? - consider 5 - 7 possible steps.
- How might agreement or disagreement be expressed? Consider use of language and parameters.
- How might people express degrees of consensus? Consider 3 parameters.
- What conditions in place might be needed?
- How might participating in consensus be facilitated and groups be organised?
- What might be three key skills needed for consensus?



SHARE



LISTEN



PLUS IT

- Share your ideas with your group.
- Show active listening by asking open questions
- Plus your group members ideas by giving useful suggestions on how to add to their ideas to make them more developed.